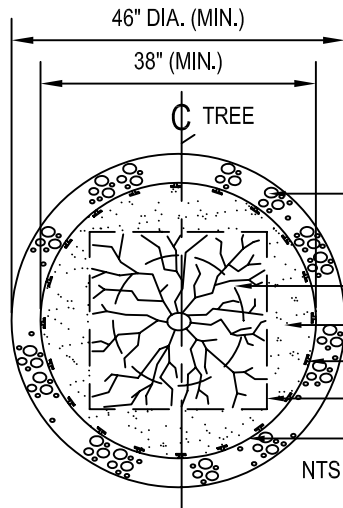
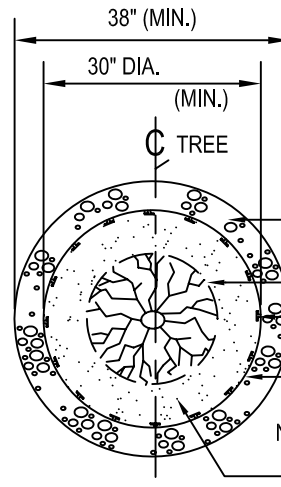


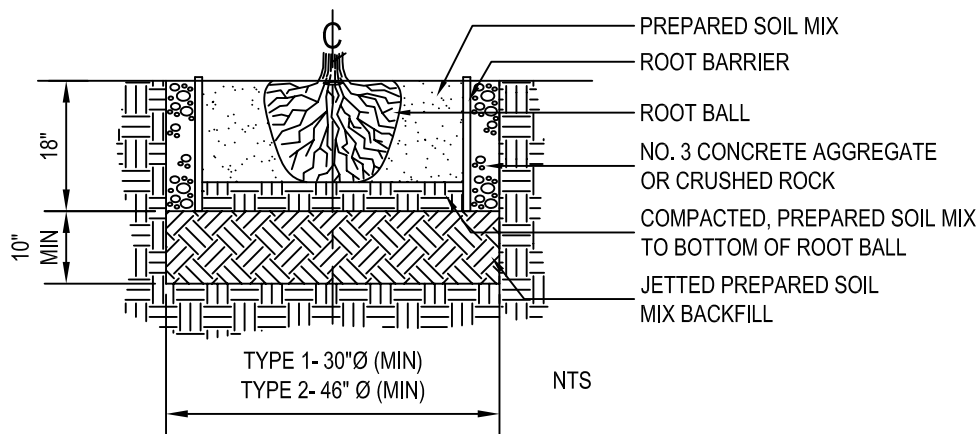
BARRIER PANEL



TYPE 2 (24" BOX/5 PANELS)



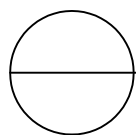
TYPE 1 (15 GAL./4 PANELS)



SECTION

NOTES:

1. INSTALLATION TO BE COMPLETED IN ACCORDANCE WITH MANUFACTURER'S SPECIFICATIONS.
2. DO NOT SCALE DRAWINGS.
3. BARRIER PANEL TO BE INSTALLED AS PER MANUFACTURER'S SPECIFICATIONS.
4. SEE LANDSCAPE SITE PLAN TO DETERMINE TREES THAT REQUIRE BARRIER PANEL.
5. CONTRACTORS NOTE: FOR PRODUCT AND COMPANY INFORMATION VISIT www.CADdetails.com/info REFERENCE NUMBER 072-002.



18" DEPTH ROOT GUIDES/BARRIERS